

Europe • • • • •  
Summer  
School • • • • •

20  
24



- LxS Partners and Collaborators -



école nationale  
supérieure  
d'architecture  
de paris-belleville



DISLOCAL



bakeri  
since 1959



कासाइंदिया  
casa de la  
India



distrito  
retiro  
MADRID



le sample



CEPT  
UNIVERSITY  
FACULTY  
OF ARCHITECTURE



aia  
MUMBAI



// 00 //

## Index

// 01 //

ABOUT LXS FOUNDATION

// 02 //

LxS ACADEMY

// 03 //

SUMMER SCHOOL 2024 BRIEF

- Dates and Schedules -
- Modules + Locations -

// 04 //

THEMES AND COURSES CATALOGUE

// 05 //

TUTORS + EXPERTS

// 06 //

REGISTRATION PROCESS

// 07 //

VISA PROCESS

// 08 //

TRAVEL GUIDELINES

// 09 //

TRAVEL EXPENSES

// 10 //

REFUND POLICY / DROPOUTS

// 11 //

GENERAL INFORMATION

// 12 //

CONTACT



## // 01 //

### About LxS

LxS Foundation is an Indo-European organization that aspires to build fresh perspectives by employing an alternative approach in the fields of collaborative design, architecture, urbanism, heritage revitalization challenges. We intent to create organic ecosystem by interlinking resources and expert professionals across international communities that commit to developing a decisive practical method to resolve a specific targeted issue.

*LxS = LOCAL X SOCIETY*

*LxS amalgamates local aspects and social elements in every step of the process.*

*LOCAL represents MICRO,  
subspace, locality, specific communities, rural areas, minorities,  
vernacular settlements, traditional techniques, heritage culture.*

*SOCIETY signifies MACRO,  
universe, global cities, connectivity and knowledge disclosure,  
new technologies & future sustainable solutions.*

LxS Foundation has been a leading catalyst in the revitalization of Ahmedabad UNESCO Old City. We are setting up a new paradigm for historic center transformation acceleration methods. Our award-winning project “Dhal Ni Pol cluster revitalization” is an apt example of that. Leaping forward, our recent treasure endeavor is focusing on the re-adaptive social use of abandoned urban spaces and we are building a Girls Innovation Centre by restoring a 150-year heritage school, which seeks to enhance and promote gender equality.

In the globalized 21st century, countries and continents are interdependent, all the local issues have global impacts. Hence existing challenges or opportunities can't be perceived in isolation, rather we are compelled to work with a broader holistic approach. Our stories were made feasible only because we worked with diverse professionals from all over the world. And we intend to extent this opportunity to a larger professional community.

LxS Foundation Summer School is one such example of an open-source platform that creates an international knowledge network to promote social progress through experimental hands-on learning.

## // 02 //

### LxS Academy

Embark on an immersive FOUR-WEEK ARCHITECTURAL AND DESIGN JOURNEY spanning across the vibrant cities of Paris, Barcelona, Madrid, and Lisbon. The 2024 Summer School introduces a diverse selection of six courses, taking place from May to July 2024.

Each course delves into unique themes and areas of exploration, allowing participants to choose the one that best resonates with their interests and schedule.

This marks the seventh edition in our acclaimed series, building upon the successes of 'Madrid Uncovered S2016,' 'Tribal Them Tribal You W2017,' 'Madrid Urban Condensers S2019,' 'The Scenic Box Madrid S2022,' 'La Lata de Sardinias Lisbon S2022,' and 'The Magic Box S2023.'

Our pedagogy follows “Outward-Looking-Education-Methods”, an ecosystem adding value to the city needs and local stakeholders, extending the impact of pupils and youngsters from diverse international urban scenarios. The work produced during the courses will catalyze new ideas that can be materialized in the development of different urban clusters in France, Spain, and Portugal.

#### // LXS SUMMER COURSE CODES AND WHAT SETS US APART //

< MORE PRACTICAL, LESS THEORY > Our curriculum places a strong emphasis on practical learning. Rather than spending extended hours in traditional classroom settings, students will frequently engage in site visits to architectural case studies, participate in form and systems analysis across various projects, and enjoy hands-on experiences at Fablab.

< BESPOKE TEACHING FRAMEWORK > Tailored to meet the specific needs of Indian design professionals, our courses bridge skill gaps and promote critical design thinking.

< IMMERSE IN LOCAL CULTURE > Beyond the classroom, our program offers a cultural immersion experience, allowing you to connect with the rich architectural history and heritage of European cities.

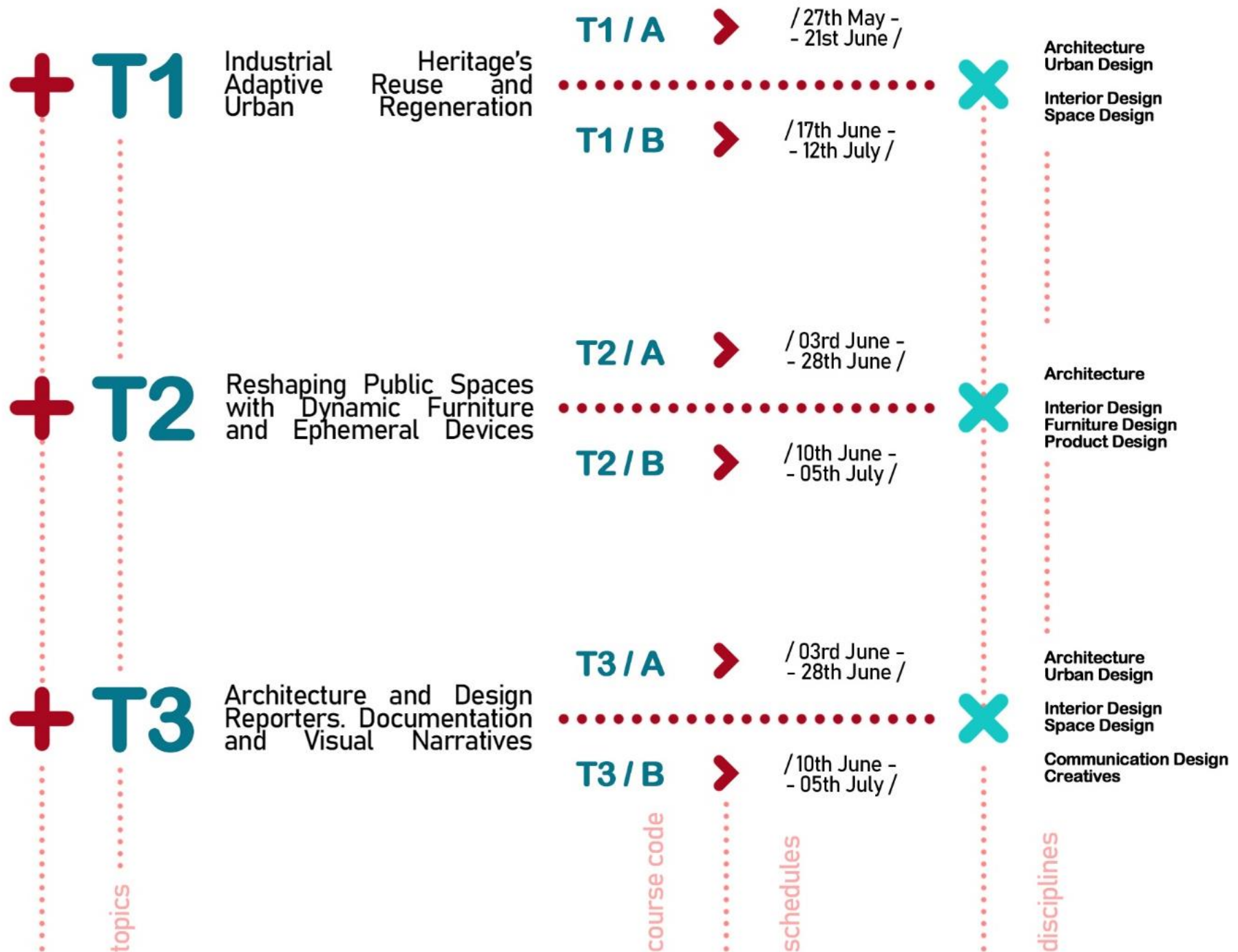
< LEARN FROM EUROPEAN PRACTITIONERS > Gain insights from experienced European professionals who bring real-world expertise and a unique perspective to your learning journey.



# // 03 //

## Summer School 2024

Summer school 2024 comprises six courses each working on different themes and scenarios. While the core line of work revolves around sustainable design subjects, there will be sub-themes related to city context, needs, and user groups. Participants can select teams based on individual interests and convenient travel plans.





# // 03.01 //

## Dates + Schedules

Team 1 / A starts	25th May; Sat	arrival to Paris					
	26th May; S						
	27th May; M	Paris					
	28th May; Tu	Paris					
	29th May; W	Paris					
	30th May; Th	Paris					
	31st May; Fri	Paris					
Teams 2 + 3 / A starts	1st June; Sat		arrival to Paris	arrival to Paris			
	2nd June; S						
	3rd June; M	Barcelona	Paris	Paris			
	4th June; Tu	Barcelona	Paris	Paris			
	5th June; W	Barcelona	Paris	Paris			
	6th June; Th	Barcelona	Paris	Paris			
	7th June; Fri	Barcelona	Paris	Paris			
Teams 2 + 3 / B starts	8th June; Sat				arrival to Paris	arrival to Paris	
	9th June; S						
	10th June; M	Madrid	Barcelona	Barcelona	Paris	Paris	
	11th June; Tu	Madrid	Barcelona	Barcelona	Paris	Paris	
	12th June; W	Madrid	Barcelona	Barcelona	Paris	Paris	
	13th June; Th	Madrid	Barcelona	Barcelona	Paris	Paris	
	14th June; Fri	Madrid	Barcelona	Barcelona	Paris	Paris	
	15th June; Sat						arrival to Paris
Team 1 / B starts	16th June; S						
	17th June; M	Lisbon	Madrid	Madrid	Barcelona	Barcelona	Paris
	18th June; Tu	Lisbon	Madrid	Madrid	Barcelona	Barcelona	Paris
	19th June; W	Lisbon	Madrid	Madrid	Barcelona	Barcelona	Paris
	20th June; Th	Lisbon	Madrid	Madrid	Barcelona	Barcelona	Paris
	21st June; Fri	Lisbon	Madrid	Madrid	Barcelona	Barcelona	Paris
	22nd June; Sat						
	23rd June; S	End of Course					
	24th June; M		Lisbon	Lisbon	Madrid	Madrid	Barcelona
	25th June; Tu		Lisbon	Lisbon	Madrid	Madrid	Barcelona
26th June; W		Lisbon	Lisbon	Madrid	Madrid	Barcelona	
27th June; Th		Lisbon	Lisbon	Madrid	Madrid	Barcelona	
28th June; Fri		Lisbon	Lisbon	Madrid	Madrid	Barcelona	
29th June; Sat							
30th June; S	End of Course		End of Course				
1st July; M				Lisbon	Lisbon	Madrid	
2nd July; Tu				Lisbon	Lisbon	Madrid	
3rd July; W				Lisbon	Lisbon	Madrid	
4th July; Th				Lisbon	Lisbon	Madrid	
5th July; Fri				Lisbon	Lisbon	Madrid	
6th July; Sat							
7th July; S				End of Course			
8th July; M						Lisbon	
9th July; Tu						Lisbon	
10th July; W						Lisbon	
11th July; Th						Lisbon	
12th July; Fri						Lisbon	
13th July; Sat							
14th July; S						End of Course	
		<b>T1 / A</b> / 27th May to 21st June /	<b>T2 / A</b> / 3rd June to 28th June /	<b>T3 / A</b> / 3rd June to 28th June /	<b>T2 / B</b> / 10th June to 5th July /	<b>T3 / B</b> / 10th June to 5th July /	<b>T1 / B</b> / 17th June to 12th July /
		- Paris - Barcelona - Madrid - Lisbon	- Paris - Barcelona - Madrid - Lisbon	- Paris - Barcelona - Madrid - Lisbon	- Paris - Barcelona - Madrid - Lisbon	- Paris - Barcelona - Madrid - Lisbon	- Paris - Barcelona - Madrid - Lisbon

Team 1 / A ends

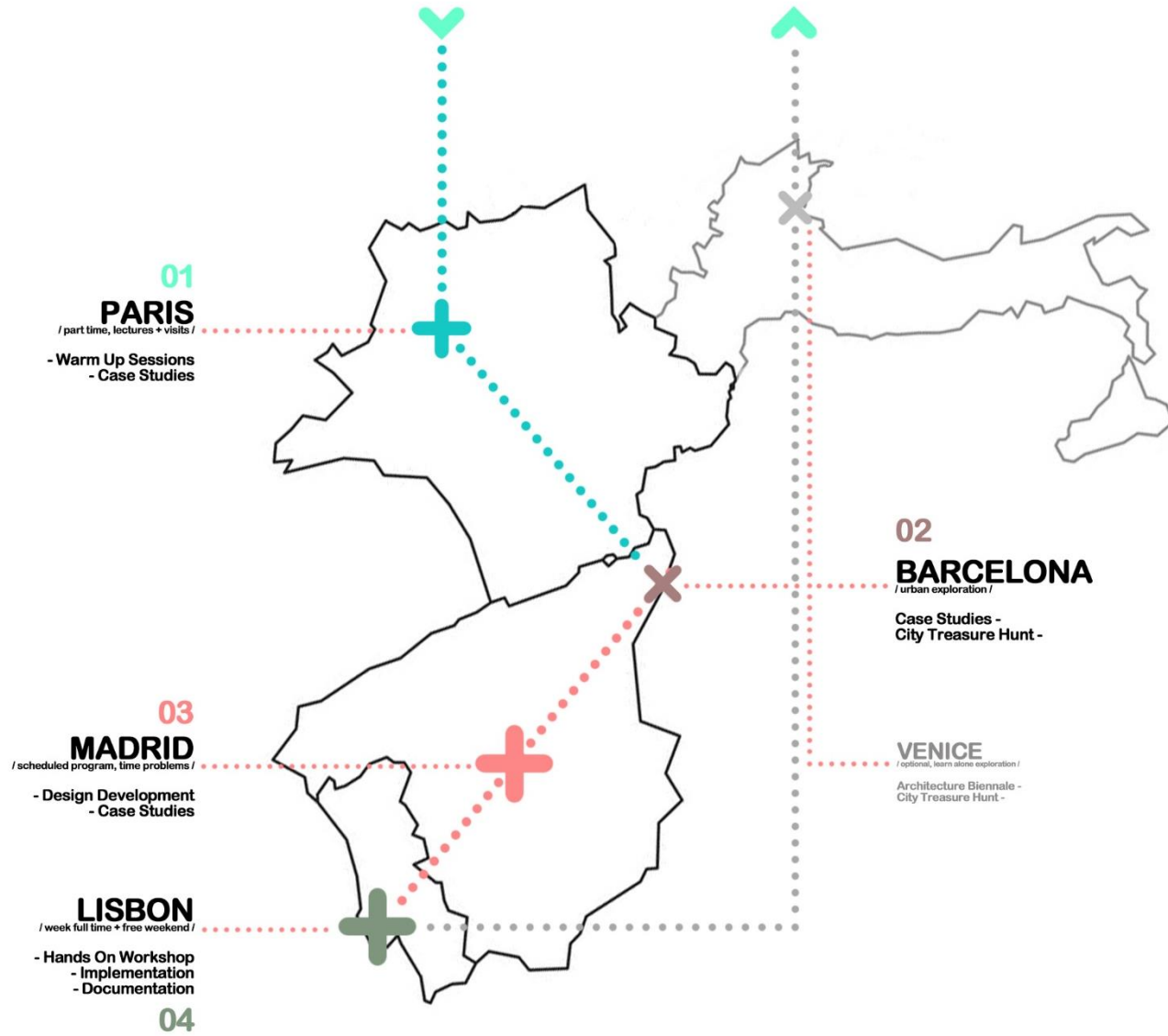
Teams 2 + 3 / A end

Teams 2 + 3 / B end

Team 1 / B ends

# // 03.02 //

## Modules + Locations



// 04.01 //

## Industrial Heritage's Adaptive Reuse and Urban Regeneration

-- T1 --

### Course Structure

Both batches T1 will focus on the same topic of adaptive reuse, with each batch taking place on different dates. This course offers a unique blend of a Design Studio and an Architecture Design Context, combining theory and practical application. The primary objective of this course is to engage students in crafting initial proposals for a real-world project. Our project scope focuses on the urban landscape surrounding the FabLab of Lisbon, whose influence and impact on the city are steadily growing.

### Scope

The FabLab Team envisions expanding their maker's space and enhancing the spatial conditions of the adjoining street to encourage greater interaction between the citizens and the FabLab's work and daily activities. Additionally, the course aims to restructure public programs in the surrounding business areas and revamp and expand the FabLab facilities.

### Methodology

To achieve these goals, participants will embark on a comprehensive journey that includes site analysis, interviews with local stakeholders, and an in-depth examination of the existing context. The design process will be enriched with time-focused problem-solving sessions, informative discussions, and lectures by local experts. Furthermore, participants will engage in model-making to visualize their proposals, document their ideas through various visual media, and present their final designs on a panel, which will be submitted to the FabLab Team for consideration.

### Learning Outcomes

To bolster the learning experience, participants will be exposed to daily activities and visit programs that involve the study of case studies related to their design challenges. These excursions will take them to projects encompassing Adaptive Reuse, Maker Spaces, Public Institutional Projects, and Urban Regeneration in cities like Paris, Barcelona, Madrid, and Lisbon.

### Disciplines Involved

This course is specifically tailored for architects and urban designers who relish the challenges presented at the city level. If you have experience with design competitions, appreciate the collaborative process of a Studio/Atelier, and aspire to refine your design and presentation skills, this course is designed with your ambitions in mind.

// 04.02 //

## Reshaping Public Spaces with Dynamic Furniture / Ephemeral Devices

-- T 2 --

### Course Structure

At LxS, this theme stands as one of our strengths, particularly in the realm of scalable design, where we have amassed extensive experience. This approach revolves around navigating the undefined boundaries and fluid transitions within urban design, architecture, furniture, and product design. We firmly believe that the smallest of ideas can have a significant impact on grand designs, and we approach large design challenges from a micro perspective.

### Scope

Enroll in "The Magic Box" Summer Course and embark on a journey of exploration, design, and production focused on a SET OF MODULAR GADGETS. These gadgets are designed to be adaptable and combinable for various purposes, including cultural events, creative incubation centers, exhibitions, and public spaces. In our design process, we remain committed to the principles of a circular economy, embracing recycling and upcycling of residual and waste materials, along with accessible and replicable construction techniques.

### Methodology

The outcome of this workshop will be rooted in a participatory design process, fostering collaboration through group work, discussions, and forums with experts. It will involve the utilization of design studio processes and methodologies, with carefully scheduled activities that ensure the project's viability.

### Learning Outcomes

Participants will have the opportunity to visit designated locations where they can collaborate closely with makers and manufacturers to source the necessary materials. The ultimate goal of this course is to conceive, detail, and construct an ephemeral architectural device on a 1/1 scale. If you're someone who seeks to turn your ideas into reality and enjoys hands-on work, "The Magic Box" Summer Course is tailor-made for you.

### Disciplines Involved

"The Magic Box" Summer Course is ideal for students and professionals in design-related disciplines, including architecture, space design, urban design, product design, and sustainability. It offers hands-on experience in creating adaptable gadgets, emphasizing sustainability and circular economy principles in design

// 04.03 //

## Architecture and Design Reporters. Documentation / Visual Narratives

-- T 3 --

### Course Structure

Venturing into the heart of Europe's architectural wonders, the 'Reporter's' program is a captivating exploration of the hidden treasures nestled within the streets of various European cities. Participants will immerse themselves in a meticulously curated series of visits aimed at unraveling the narratives, forms, and systems that define contemporary architecture and public projects.

### Scope

Within this academic expedition, students have the opportunity to employ a diverse array of mediums to effectively and engagingly convey the architectural message. These mediums include architectural sketches, illustrations, photographic documentation, architectural video documentaries, and any other means that enhance the presentation of architectural concepts.

### Methodology


Our approach is deeply rooted in rigorous analysis, where participants will visit more than 30 world-renowned case studies, honing their skills in assessing sites using specific indicators and confronting real-world design challenges. Within the framework of this course, we will delve into the most renowned streets, squares, creative epicenters, exhibitions, and cultural gatherings across various European cities. Our journey will entail meaningful interactions with professionals in photography, filmmaking, art, gallery curating, as well as disciplines linked to design and storytelling.

### Learning Outcomes

Upon the program's completion, participants will emerge with a profound understanding of these architectural marvels. The journey culminates in the creation of a comprehensive booklet/publication, where meticulous documentation of analyses and findings takes place. This document stands as tangible evidence and a valuable record of your summer exploration across Europe. The narrative can take the form of written text, sketches, illustrations, videos, short films, or any medium that effectively and engagingly conveys a message.

### Disciplines Involved

Our program is thoughtfully tailored to students specializing in Architecture, Space Design, Urban Design, and Interior Design. It offers a unique opportunity to learn directly from design luminaries, gaining insights from their extensive experiences.



// 05.01 //  
Team of Instructors



**SANSKRUTI PANCHAL**  
Engineer, Urban Planner,  
Academician, Social Entrepreneur



**SOPHIE MEYER**  
Architect, Urban Planner,  
ENIA Architects



**KERRY-ANNE VESELLE**  
Architect,  
Mission AMO / Artelia Batiment



**PIERRE GUYOT**  
Architect, Urban Planning  
Founder Jugaad Discipline



**MARIE ANGIE JAMBU**  
Architect  
Founder Open Ends



**RENÉ PÉREZ RIVERA**  
Architect  
Founder Open Ends



**SORAYA HAFFAF**  
Architect  
Constelations Studio



**KHRISTIAN CEBALLOS**  
Academician  
Architect, DISLOCAL



**ESTELLE POISSON**  
Architect  
Constelations Studio

// 05.02 //

## Team of Instructors



**MANUEL M**  
Architect, Urban Designer  
Academician



**ANDRE MARTINS**  
Architect, Manager  
Fab-Lab Lisbon



**JAVIER MENDEZ**  
Architect,  
Scenic + Set Design



**ANDER IBARRA**  
Architect - Practitioner



**MARÍA G ARANGUREN**  
Architect - Academician  
Urban Design



**PABLO CANGA**  
Architect,  
Founder Solar XWZ



**ANA HERREROS**  
Architect,  
Founder Solar XWZ



**MÓNICA LAMELA**  
Architect,  
Founder There There



**MARTA JARABO**  
Ephemeral Architecture  
Art and Media





# // 06 //

## Registration Process

### < STEP 1 >

Fill out the Expression of Interest Form, which is a mandatory step. You can access the form here: <https://bit.ly/3M9Hrrd>

### < STEP 2 >

Review and Choose. The course dossier contains all the information you need about the courses themes, dates, travel guidelines, and refund policies. This will help you to Select the Program that interests you the most.

### < STEP 3 >

Attend the Orientation Session organized by LxS. This session is a chance for you to interact directly with the course organizers (Team LxS) and get answers to any academic or travel-related questions you may have.

### < STEP 4 >

Based on the forms submitted, interested Participants will be Shortlisted. The LxS team will get in touch with you to guide you through the registration process and secure your seat. In some cases, you might need to provide work samples or participate in an interview.

### < STEP 5 >

To secure your spot, make the course Tuition Fee Payment using our online payment platform. You will receive a confirmation receipt via email. Please ensure that your tuition fees are paid by December 31st to allow us enough time to process your VISA. Tuition fees shall be made via online portal.

### < STEP 6 >

VISA and Travel Arrangements. A dedicated travel and VISA Help Desk from LxS will be available to support you. Since many of you might be traveling to Europe for the first time, our team will guide you through the entire VISA process and provide optional support for travel bookings as well.

## // 07 //

# VISA Process

### PASSPORT >

For international travel, participants must have a passport in their possession that is valid for up to 12 months past the return date. However, this requirement can vary from country to country. If your current passport doesn't meet this validity requirement, you should apply for a new passport immediately. LxS VISA help desk can assist in processing your passport application upon request.

### LxS VISA Help Desk >

LxS offers a dedicated VISA Help Desk to assist with your VISA processing. The entire VISA application process will be managed by the VISA Help Desk. Please note that this service is optional. If an individual prefers to handle their VISA application independently or through their own agent, LxS will provide all the necessary documents required for the application.

### VISA Process Timing >

The VISA process typically takes approximately one month to complete end-to-end. However, it's important to note that the timing of the VISA process can vary among different European embassies. LxS Help Desk will process the VISA, taking into account all the time frame limitations and variations associated with different embassies.

### Duration of the VISA >

All VISAs will be applied for the duration of the course. If an individual wishes to extend their VISA for leisure travel, they can make a direct request to the relevant Travel Help Desk or the respective VISA agent.

### VISA Rejection >

In the event that your VISA application is rejected, the course fees will be refunded. Individuals also have the option to apply for a re-application or request a refund in such cases. Please refer to refund guidelines.

### Self-Processing VISA >

Participants who prefer to handle their VISA independently can request an invitation organizer letter from LxS to support their VISA application. It is not mandatory to process the VISA through LxS's travel Help Desk.

# // 08 //

## Travel Guidelines

### LxS Travel Help Desk >

LxS provides a dedicated Travel Help Desk service as an optional resource for participants. This service is designed to assist with travel planning and guidance. While available, its use is not mandatory, and individuals are free to make their own travel arrangements.

### Travel Planning >

LxS provides travel planning support, including travel guidance, group counseling sessions with step-by-step guidance, and assistance from our Travel Help Desk for bookings. Additionally, participants will receive detailed travel management guidelines to help plan their trip effectively.

### Travel Safety and Emergency Contacts >

LxS's core team will be present at all the cities covered under the course duration. In the event of emergencies, they will provide all necessary support. Moreover, there is a dedicated female Indian professor from LXS accompanying the group throughout the trip, ensuring that any concerns or emergencies raised receive prompt support.

### Travel Booking Timing >

All travel bookings should be made after receiving the VISA to avoid any potential refund issues. It is recommended to follow a specific sequence for bookings. Start by booking your flight ticket once your VISA is secured. After confirming your flight, proceed to book your accommodation. Finally, arrange any necessary internal travel bookings. By following this sequence, you can ensure a smooth and well-organized travel experience.

## // 09 //

# Travel Expenses

The entire travel expense is to be borne by the students, and it is considered self-financed. Course tuition fees does not cover any charges for travel.

### Early Booking for Cost Savings >

To ensure an affordable trip, it is recommended to make your bookings, especially for accommodation and internal travel, before the end of March. Early planning can often lead to cost savings, and it's advisable to secure your arrangements as soon as possible to take advantage of the best rates and availability.

### Budget Estimate >

Students can consider an approximate budget of 2.5 Lakhs to 3 Lakhs, taking into account the following expense breakdown. However, it's important to note that this estimate is based on the travel experiences of previous students and is subject to change based on factors such as the selection of accommodation and individual travel preferences:

- Course Fees: 65,000 INR
- International Flight: 70,000 – 85,000 INR
- VISA: 20,000 INR
- Accommodation (1 month): 70,000 – 90,000 INR (Shared apartment at Airbnb)
- Internal Travel: 25,000 – 40,000 INR

### Travel Expense Payment >

A Travel Help Desk is provided by LXS to assist students in managing their logistics during their visit. Students should make direct payments to the travel agency or the relevant hotels and flight companies for all their required bookings. Participants are not required to make any travel expense payments to LXS.

*\*Given cost for VISA subject to vary depending of the embassy rules*

// 10 //

## Refund Policies / Dropout Options

Participants can apply for refund in the three different scenarios given below. Refund application form shall be submitted via email for the formal process.

### SCENARIO 1 > REFUND REQUEST DUE TO VISA REJECTION.

Refund Amount: 90% of fees will be refunded.

Deduction: 10% of the total fees as administration charges.

Conditions: A VISA rejection letter must be submitted with the refund application. Please note that we won't consider Scenario 2 for refund if negligence on the VISA process (e.g., delay of application submission, untruthful documents, lack of response) is identified from the participant's side.

### SCENARIO 2 > REFUND REQUEST DUE TO COURSE UNDERSUBSCRIPTION.

Refund Amount: 95% of fees will be refunded.

Deduction: 5% of the total fees as administration charges.

Conditions: In the event of course undersubscription, students/participants will have 72 hours to choose to switch to another course team in Europe. If you choose to drop out, the stated refund conditions apply. Course under-subscription will lead to the suspension of the course.

### SCENARIO 3 > REFUND REQUEST DUE TO NATURAL CALAMITIES / FLYING RESTRICTIONS /

Refund Amount: 95% of fees will be refunded.

Deduction: 5% of the total fees as administration charges.

Conditions: In the event of course undersubscription, students/participants will have 72 hours to choose to switch to another course team in Europe. If you choose to drop out, the stated refund conditions apply. Course under-subscription will lead to the suspension of the course

### SCENARIO 4 > REFUND REQUEST DUE TO PERSONAL REASON DROP OUT

Refund Amount: Participants dropping out within 72 hours post-registration will receive a 75% refund of fees. An option for deferring your seat for the coming year is also available without any deduction. No refund will be granted if participants fail to inform us within 72 hours.



// 11 //

## General Information

< Course Location >	PARIS – BARCELONA – MADRID – LISBON > Italy and Switzerland (Non-Mandatory)
< Course Duration >	<b>4 WEEKS</b> + One week of Non-Mandatory Trip
< Eligibility >	Architecture Urban Planning + Urban Design Interior, Space and Product Design, Filmmaking and Visual Media Interactive + Expression Design,  or any Design enthusiast...
< Prerequisite >	Students from 2 <sup>nd</sup> Year Onwards Professionals under 30
< Course Language >	<b>English</b>
< Course Tuition Fees >	<b>65000 INR</b> (taxes included)
< Travel Expenses >	<b>2.5 – 3.0 Lakh INR</b> (Approximate cost based on previous years students experience)
< Important Dates >	<b>31<sup>st</sup> December</b> Course Registration and Fees Payment  <b>30<sup>th</sup> January</b> > Visa Process <b>25<sup>th</sup> February</b> > Travel and Accommodation



**// 12 //**  
**Contact + Helpdesk**

LxS Foundation (Local to Society)  
Website: [www.lxs-globe.org.in](http://www.lxs-globe.org.in)  
Instagram: @local.x.society

Help Desk: +91 95123 04340  
(only WhatsApp, 11 AM to 8 PM, Monday to Saturday)

Email: [lxs.team.pc@gmail.com](mailto:lxs.team.pc@gmail.com)



